


How we do...

RWInc at The Dell

Date: November 2024
Lizzie Peckham



How we teach Phonics at The Dell

"Reading is the passport to countless adventures"

"Reading is the gateway for children that makes all other learning possible"

At The Dell...

'learn to read - read to learn'




RWInc at The Dell

- ▶ At The Dell we believe that reading and writing are very important and underpins much of a child's learning.
- ▶ We are committed to ensuring that every child, regardless of their ability, will become a confident and competent reader with a love of reading.
- ▶ Because our children here at The Dell enjoy reading, access to books is available throughout the school day.
- ▶ Every classroom has a Reading Den with high quality current fiction and non-fiction books. These are rotated on a regular basis to maintain excitement and interest. At break times and lunch time our Den Darllen are open for children to enjoy reading with friends or on their.
- ▶ Each day our Book Shelf, run by our Year 6 Book Ends Team offer new or nearly new books for children to take home and enjoy.




RWInc at The Dell

- ▶ For the past 15 years we have been teaching Dell children to read and write using the Read Write Inc. programme developed by Ruth Miskin. This is an excellent scheme that over the years we have flex and fine tuned to give our children a stimulating, enriching and exciting phonics programme.
- ▶ Read Write Inc. (RWInc) is a phonics-based programme which helps children learn to read. Children learn the sounds of the letters and then blend them together to read words. The children also learn to break down words into individual sounds in order to write them.



RWInc at The Dell

- ▶ The Read Write Inc programme is taught from Reception to Year 2 on a daily basis with additional support in Year 3 for any child who might still need reassurance and confidence. This provision will be in small groups, precision training or 1:1 intervention to ensure all children make the best progress they can.



RWInc at The Dell

How to say the sounds

- ▶ Children at The Dell make great progress with professional, highly skilled practitioners. It is helpful when their learning is supported at home. This short video will help parents and carers know how to say each sound correctly.



[To play the video
click here](#)



Set 1 Sounds

- ▶ When children start Reception, they start the Read Write Inc programme. They begin by learning the Set 1 Sounds. There are 21 sounds in this set:

Set 1 Speed Sound Map







Set 2 Sounds

- ▶ Children then move on to learn the Set 2 Sounds. There are 12 sounds in this set. Sounds that are made by two or more letters are called 'special friends' e.g. sh, th, ay, oa, or etc.

Set 2 Speed Sound Map





Set 3 Sounds

- ▶ Finally, children learn the Set 3 Sounds. There are 19 sounds in this set.

Set 3 Speed Sound Map

ea  cup of tea	oi  spoil the boy	a-e  make a cake	i-e  nice smile	o-e  phone home	u-e  huge brute	
aw  yawn at dawn	are  care and share	ur  nurse with a purse	er  a better letter	ow  blow the snow	ai  snail in the rain	
oa  goat in a boat	ew  chew the stew	ire  fire, fire!	ear  hear with your ear	ure  sure it's pure?	ue  come to the rescue!	
ie  terrible tie!	au  Paul the astronaut	e-e  go Pete and Steve!	kn  knock knock, who's there?	ck  tick tock clock	wh  whisk whisk	ph  take a photo

Ms CM Eksteen



Fred Talk

- ▶ Once children know the individual phonics sounds they then blend them to help read words. The children are introduced to Fred, a frog, who is an expert in sounding out words. This is called 'Fred Talk'. For example, children sound out m-u-d and then blend the sounds to read 'mud'.



[To play the video
click here](#)



Fred Fingers

- ▶ Children use 'Fred Fingers' to help them spell. To do this they hold up a finger for each sound e.g. m-a-t. The child will hold up one finger for each sound, so three fingers in total. They would then write each sound, knowing they need three sounds to write the word 'mat':
- ▶ **m-a-t**
- ▶ The Fred Fingers techniques helps children apply their phonic knowledge to help them spell.






Green and Red Words

- ▶ Before starting to read their RWInc book, children practise the **green** and **red** words they will encounter in the book. **Green** words can be read phonetically using the Fred Frog strategies above.
- ▶ **Red** words are not phonically decodable, which means they cannot be sounded out. Children have to learn these words by sight.

mad	at
dad	sad
mat	sat

I	the
you	your
said	was



RWInc at The Dell

- ▶ Children start by learning the Set 1 Sounds. They then use these sounds to help them decode simple reading books. Once they are confident with these books they start to learn the Set 2 Sounds. Again, they will practise these sounds by reading books written especially for the RWInc scheme.
- ▶ There are further books to read once the children have mastered Set 3 sounds. Children progress through the books at a rate that is appropriate for them ensuring that all their sound knowledge is understood, embedded and practise building reading fluency and confidence.





RWInc at the Dell

- ▶ It is helpful if children can practise sounds, words and reading books at home to support the learning they receive at The Dell.

Progression to Reading:

- ▶ Set 1 Sounds
- ▶ Green Words 1:1, 1:2, 1:3, 1:4, 1:5
- ▶ Reading Book
- ▶ Red Words – Sight words that are NOT decodable
- ▶ Reading Books



RWInc - Home Learning Top Tips

- ▶ Be encouraging, Be patient, **MAKE IT FUN!**
- ▶ Read sounds quickly
- ▶ Please read with your children - **LOTS....**

LOOK FOR...

- ▶ Finger spaces, capital letters, full stops, special friends

SHOW THEM...


- ▶ Reading from left to right

TALK ABOUT...

- ▶ Character / story predictions

ENSURE...

- ▶ Comprehension



RWInc - Home Learning Top Tips

- ▶ Follow the letter formation sheet - aids fluency of writing
- ▶ Stick letters around the house b, d, **GREEN** words, **RED** words
- ▶ Incidental Learning- walking, shopping, driving, packaging

All children will get there!

This is a crucial time of learning!

It really underpins the foundations of Reading & Writing.

Be patient, encouraging, supportive and make it fun.